


STATEMENT OF INDEBTEDNESS
LGU: MARIKINA CITY

Creditor	Date Contracted	Term	Principal Amount	Purpose	Previous Payments Made			Amount Due (Budget Year)			Balance of the Principal as of Sept. 30, 2018	
					Principal	Interest	Total	Principal	Interest	Total		
Philippine Veterans Bank	3/18/2016	48 qtrs/ 12 years	126,990,012.21	Priority Projects	14,430,683.20	9,444,815.25	23,875,498.45	11,544,546.56	6,397,342.29	17,941,888.85	112,559,329.01	
	4/21/2016	48 qtrs/ 12 years	39,342,448.93	Priority Projects	4,470,732.85	2,926,073.91	7,396,806.76	3,576,586.28	1,981,944.14	5,558,530.42	34,871,716.08	
	5/4/2016	48 qtrs/ 12 years	3,247,572.92	Priority Projects	369,042.40	241,536.52	610,578.92	295,233.92	163,602.12	458,836.04	2,878,530.52	
	6/15/2016	47 qtrs/ 12 years	13,690,456.21	Priority Projects	1,555,733.65	1,018,220.47	2,573,954.12	1,244,586.92	689,680.50	1,934,267.42	12,134,722.56	
	6/27/2016	47 qtrs/ 12 years	1,919,571.32	Priority Projects	218,133.10	142,767.11	360,900.21	174,506.48	96,701.75	271,208.23	1,701,438.22	
	6/28/2016	47 qtrs/ 12 years	12,146,368.73	Priority Projects	1,380,269.15	903,379.78	2,283,648.93	1,104,215.32	611,894.41	1,716,109.73	10,766,099.58	
	9/22/2016	46 qtrs/ 11 years	87,113,140.01	Priority Projects	9,899,220.45	6,478,993.89	16,378,214.34	7,919,376.36	4,388,475.63	12,307,851.99	77,213,919.56	
	12/22/2016	45 qtrs/ 11 years	20,301,423.27	Priority Projects	2,306,979.90	1,470,181.39	3,777,161.29	1,845,583.92	1,022,719.44	2,868,303.36	17,994,443.37	
	3/9/2017	44 qtrs/ 11 years	4,457,320.80	Priority Projects	506,513.75	275,528.89	782,042.64	405,211.00	224,545.27	629,756.27	3,950,807.05	
	4/21/2017	44 qtrs/ 11 years	21,759,860.48	Priority Projects	2,472,711.40	1,339,739.90	3,812,451.30	1,978,169.12	1,096,190.74	3,074,359.86	19,287,149.08	
	5/26/2017	44 qtrs/ 11 years	15,196,475.34	Priority Projects	1,726,872.20	928,079.01	2,654,951.21	1,381,497.76	765,548.83	2,147,046.59	13,469,603.14	
	7/27/2017	43 qtrs/ 11 years	3,731,462.50	Priority Projects	433,891.00	217,910.59	651,801.59	347,112.80	192,350.50	539,463.30	3,297,571.50	
	8/9/2017	43 qtrs/ 11 years	461,160.40	Priority Projects	53,623.30	25,862.48	79,485.78	42,898.64	23,772.04	66,670.68	407,537.10	
	8/9/2017	43 qtrs/ 11 years	7,367,655.82	Priority Projects	856,704.15	413,187.80	1,269,891.95	685,363.32	379,790.04	1,065,153.36	6,510,951.67	
	8/10/2017	43 qtrs/ 11 years	11,360,895.76	Priority Projects	1,321,034.40	640,654.44	1,961,688.84	1,056,827.52	585,634.73	1,642,462.25	10,039,861.36	
	8/25/2017	43 qtrs/ 11 years	5,266,089.19	Priority Projects	612,335.95	286,411.52	898,747.47	489,868.76	271,457.89	761,326.65	4,653,753.24	
	SUB-TOTAL			374,351,913.89		42,614,480.85	26,753,342.95	69,367,823.80	34,091,584.68	18,891,650.32	52,983,235.00	331,737,433.04

Certified Correct:


ERLINDA G. GONZALES
 City Accountant

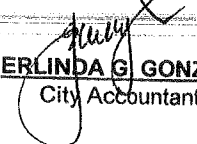
Noted by:



MARCELINO R. TEODORO
 City Mayor

STATEMENT OF INDEBTEDNESS
LGU: MARIKINA CITY

Creditor	Date Contracted	Term	Principal Amount	Purpose	Previous Payments Made			Amount Due (Budget Year)			Balance of the Principal as of Sept. 30, 2018	
					Principal	Interest	Total	Principal	Interest	Total		
Philippine Veterans Bank	12/29/2017	41 qtrs/ 10 years	2,585,930.00	Priority Projects	189,214.38	102,200.25	291,414.63	252,285.84	139,802.72	392,088.56	2,396,715.62	
	2/5/2018	41 qtrs/ 10 years	13,196,724.83	Priority Projects	965,614.02	446,560.15	1,412,174.17	1,287,485.36	713,452.41	2,000,937.77	12,231,110.81	
	3/12/2018	40 qtrs/ 10 years	5,793,567.56	Priority Projects	289,678.38	177,296.88	466,975.26	579,356.76	321,047.12	900,403.88	5,503,889.18	
	5/3/2018	40 qtrs/ 10 years	10,128,337.02	Priority Projects	253,208.43	155,432.68	408,641.11	1,012,833.72	561,255.81	1,574,089.53	9,875,128.59	
	7/5/2018	39 qtrs/ 10 years	9,993,394.99	Priority Projects	256,240.90	121,777.05	378,017.95	1,024,963.60	539,399.45	1,564,363.05	9,737,154.09	
	7/17/2018	39 qtrs/ 10 years	6,258,394.99	Priority Projects	160,471.67	67,405.49	227,877.16	641,886.68	355,435.68	997,322.36	6,097,923.32	
	9/14/2016	20 qtrs/ 5 years	30,122,139.94	PLMAR II 1st	7,530,535.00	2,286,503.00	9,817,038.00	7,530,535.00	1,230,761.60	8,761,296.60	22,591,604.94	
	4/6/2017	18 qtrs/ 4 years	7,157,611.00	PLMAR II 2nd	1,789,402.76	542,082.58	2,331,485.34	1,789,402.76	292,453.09	2,081,855.85	5,368,208.24	
	2/28/2018	14 qtrs/ 3 years	10,857,032.66	PLMAR II 3rd	1,551,004.66	330,802.68	1,881,807.34	3,102,009.32	506,980.44	3,608,989.76	9,306,028.00	
	6/21/2018	13 qtrs/ 3 years	23,557,249.68	PLMAR II 4th	1,812,096.13	340,166.36	2,152,262.49	7,248,384.52	1,184,648.02	8,433,032.54	21,745,153.55	
SUB-TOTAL			119,650,382.67		14,797,466.33	4,570,227.12	19,367,693.45	24,469,143.56	5,845,236.34	30,314,379.90	104,852,916.34	
TOTAL			494,002,296.56		57,411,947.18	31,323,570.07	88,735,517.25	58,560,728.24	24,736,886.66	83,297,614.90	436,690,349.38	

Certified Correct:


ERLINDA G. GONZALES
 City Accountant

Noted by:

MARCELINO R. TEODORO
 City Mayor